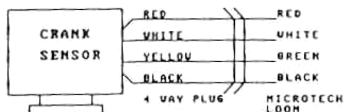


MICROTECH MTX-8 4CYL SEQUENTIAL ENGINE MANAGEMENT SYSTEM

PINOUT TYPE #1

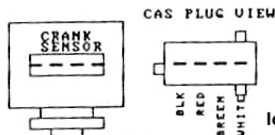


IGN SETUP -

CONFIG = 84 CYL/R
INPUT TRIG = -VE
OUTPUT TRIG = -VE

18 DEGS BTDC
SET STATIC TIMING

PINOUT TYPE #2

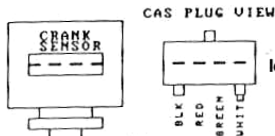


IGN SETUP -

CONFIG = 84 CYL/R
INPUT TRIG = -VE
OUTPUT TRIG = -VE

18 DEGS BTDC
SET STATIC TIMING

PINOUT TYPE #3

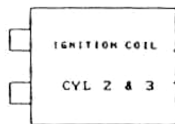
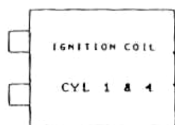


IGN SETUP -

CONFIG = 84 CYL/R
INPUT TRIG = -VE
OUTPUT TRIG = -VE

18 DEGS BTDC
SET STATIC TIMING

COIL 1 & 4

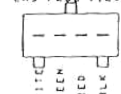


COIL 2 & 3

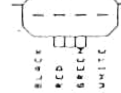
COIL PLUG

TO - C.A.S.

EARLY MODEL CAS PLUG VIEW



LATE MODEL CAS PLUG VIEW

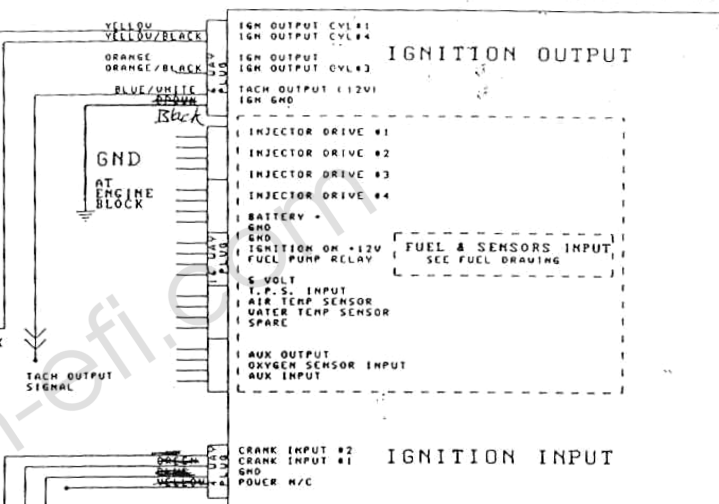


C.A.S. PLUG TYPE

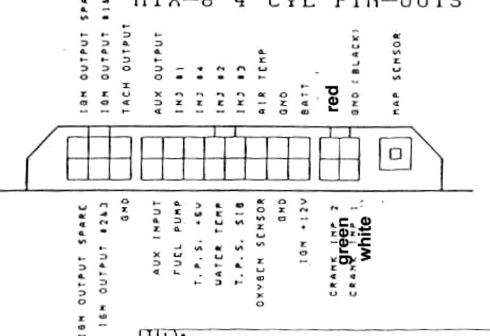
IGN SETUP - 4 COIL
CONFIG = 84 CYL/R
10 REFS CAS = +04
10C REF CAS = +08

IGN SETUP - 4 COIL
CONFIG = 84 CYL/R
10 REFS CAS = +14
10C REF CAS = +08

MICROTECH MTX-8 4 CYL SEQUENTIAL



MTX-8 4 CYL PIN-OUTS



MTX8 4 DIRECT FIRE		
Size	Number	Revision
A3	4 CYL DUAL COIL	1.4
IGNITION DRAWING		
Date:	18-11-1998	Sheet 2 of 7
File:	MTX8 1/3	Drawn By: EOH