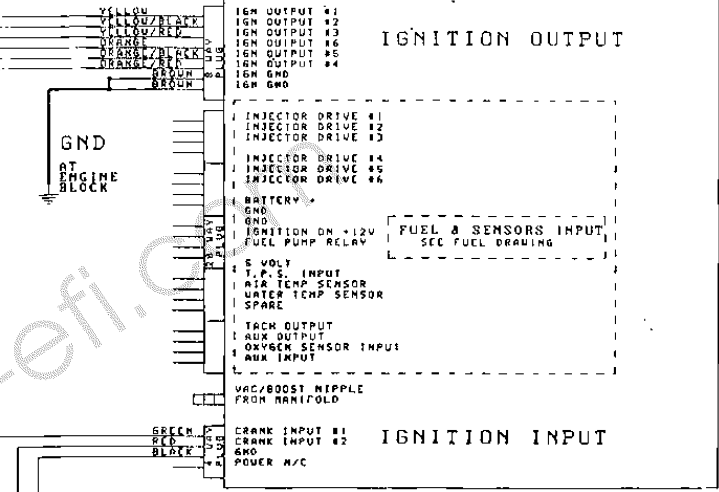
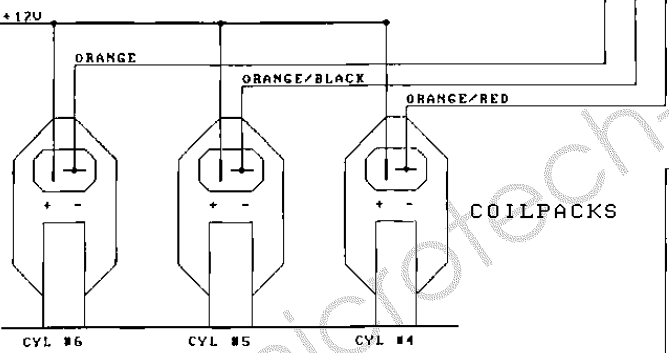
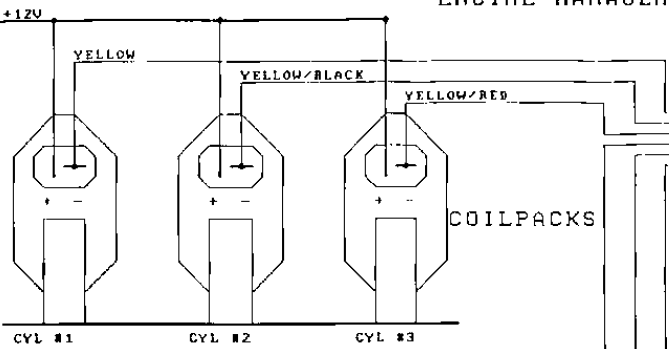


IGNITION +12V

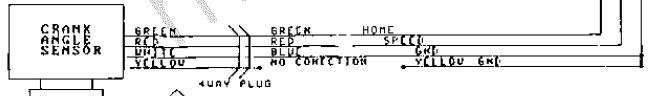
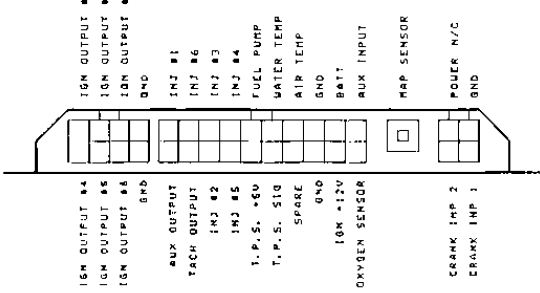
MT-12 6CYL SEQUENTIAL ENGINE MANAGEMENT SYSTEM

MICROTECH MT-12 6CYL SEQUENTIAL

IGNITION OUTPUT



MT-12 6 CYL PIN-OUTS



NOTE:
1JZGTE WIRING
CRANK SENSOR
RED = RED
WHITE = YELLOW
CAM SENSOR BLUE
ORANGE = BLUE
GREEN = GREEN

IGN SETUP -
CONFIG = 66 CYL/R
INPUT TRIG = +VE
OUTPUT TRIG = -VE
DWELL TYPE = TIME
DWELL = 3.00 MS
PUMP DWELL = 3.50 MS

MT12 DIRECT FIRE		
Site Number	6 CYL	Position
AD	IGNITION PROVING	2.9
Date:	12/12/88	Page: 2 of 2
File:	4112-0022	Drawn By: JCR